



ASSEMBLY INSTRUCTIONS

Crown & Floor Molding Kit

Questions?

Toll free 1-888-373-6057 or visit www.wineracksamerica.com




WRAMOLD0 & WRAMOLD1 Crown & Floor Molding (Top & Bottom Pieces)
 WRAMOLDC0 & WRAMOLDC1 Corner Unit Molding (Top & Bottom Pieces)

Thank you and CONGRATULATIONS for purchasing this quality product. Properly assembled, your racking will beautifully enhance your wine collection for many years to come. To assemble, please check to ensure all necessary parts are included and follow the assembly instructions closely. If you have any questions or problems please call customer service toll free 1-888-373-6057 Monday through Friday 7:00 am - 5:00pm MST.

Tools For Assembly:



Brad Nailer



Miter Saw

Straight Molding

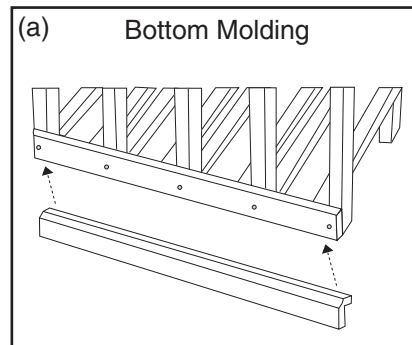
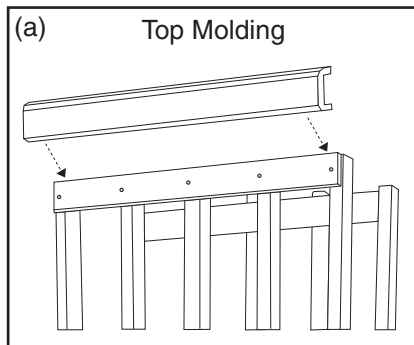
Step 1

Find an open, flat area in which to work. Carefully remove all components from the box and lay out the molding in front of you.

Step 2


Our straight molding installs just like regular finish molding in your house. Make a 45° miter cut on the ends of your 60" pieces if you have need to overlap more than 1 piece along a straightaway.

Attach straight molding with wood glue or a small finish nail. Fill nail holes and overlap joints with a quality matching wood filler. (a)



Step 3

Make finished end molding with a 45° miter cut. Use a finish nail to attach the side molding pieces to your wine rack. (b)



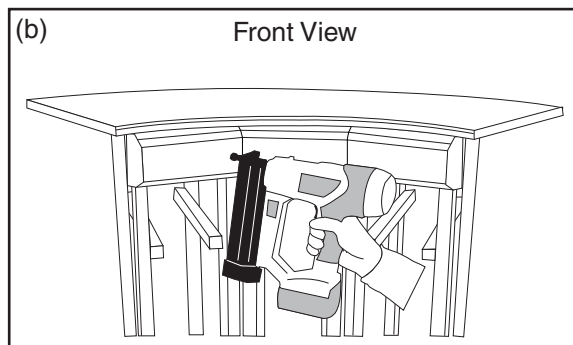

Corner Molding

Step 1

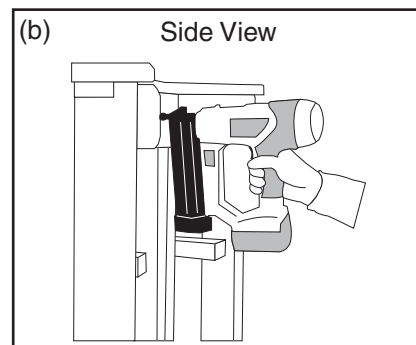
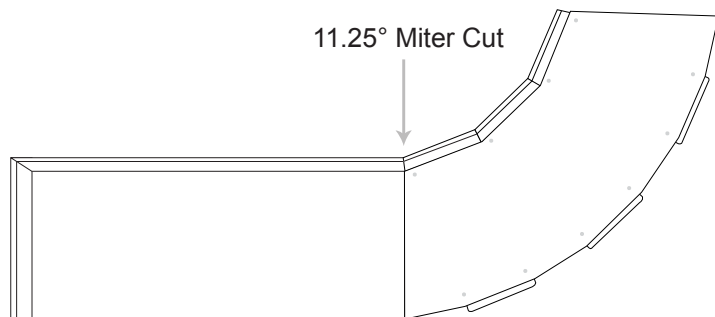
Put your corner assembly into place at the top of your rack and attach with finish nails.(b)

**If you are adding molding to an existing rack you may need to remove the top row of connectors before attaching the molding.*

Repeat this step to attach the floor molding along the bottom of the rack.



**When you match the straight molding up with the corner molding assembly, the end of the straight molding that is against the corner will need to be trimmed 11.25°.*



WINE RACKS AMERICA

360 N 700 W suite F • North Salt Lake, UT 84054
(toll free) 888-373-6057
(fax) 801-936-0534

WineRacksAmerica.com

Once again thank you for your business. Remember, customer service is available to answer your questions M-F 7:00 am - 5:00 pm MST. Please feel free to contact us for any wine storage need.